

Xpert[®] HemoSIL[®] FII & FV

REF GXHEMOSIL-10

For Information Only - Not a Controlled Copy

Trademark, Patents and Copyright Statements

Cepheid®, the Cepheid logo, GeneXpert® and Xpert® are trademarks of Cepheid.

Windows® is a trademark of Microsoft Corporation.

HemosIL® is a registered trademark of Instrumentation Laboratory.

THE PURCHASE OF THIS PRODUCT CONVEYS TO THE BUYER THE NON-TRANSFERABLE RIGHT TO USE IT IN ACCORDANCE WITH THIS PACKAGE INSERT. NO OTHER RIGHTS ARE CONVEYED EXPRESSLY, BY IMPLICATION OR BY ESTOPPEL. FURTHERMORE, NO RIGHTS FOR RESALE ARE CONFERRED WITH THE PURCHASE OF THIS PRODUCT.

Copyright © Cepheid 2020. All rights reserved.



Cepheid
904 Caribbean Drive
Sunnyvale, CA 94089
USA

Phone: + 1 408 541 4191
Fax: + 1 408 541 4192



Cepheid Europe SAS
Vira Solelh
81470 Maurens-Scopont
France

Phone: + 33 563 825 300
Fax: + 33 563 825 301

Xpert[®] HemosIL[®] FII & FV

For *In Vitro* Diagnostic Use Only

1 Proprietary Name

Xpert[®] HemosIL[®] FII & FV

2 Common or Usual Name

Xpert HemosIL Factor II & Factor V Assay

Xpert HemosIL Factor II & Factor V

3 Intended Use

The Xpert HemosIL Factor II & Factor V Assay is a qualitative *in vitro* diagnostic genotyping test for the detection of Factor II and Factor V alleles from sodium citrate or EDTA anticoagulated whole blood. The test is performed on the Cepheid GeneXpert[®] Dx System. This test is intended to provide results for Factor II (G20210A) and Factor V Leiden (G1691A) mutations as an aid in the diagnosis in individuals with suspected thrombophilia.

4 Summary and Explanation

The association of Factor II (G20210A) and Factor V Leiden (G1691A) mutations with an increased risk for venous thrombosis has been well documented.^{1, 2, 3, 4} Factor II c.*97G>A was previously designated as G20210A or 20210G>A⁴ and is commonly referred to as prothrombin or, as in the Xpert HemosIL FII & FV test, as Factor II (G20210A). The Factor II (G20210A) mutation refers to the G to A transition at nucleotide 20210 in the 3' untranslated region of the gene (according to the previous genome annotation) and is associated with increased plasma levels of prothrombin.

Factor V c.1601G>A (p.Arg534Gln) was previously designated as G1691A or Arg506Gln and is commonly referred to as Factor V Leiden or FVL⁵, or as in the Xpert FII & FV test, as Factor V (G1691A). Factor V Leiden (G1691A) refers to the G to A transition at nucleotide position 1691 of the Factor V gene (according to the previous genome annotation), resulting in the substitution of the amino acid arginine by glutamine in the Factor V protein, causing resistance to cleavage by Activated Protein C (APC).

Factor II (G20210A) and Factor V Leiden (G1691A) mutations are present in 2% and 5% of the general population, respectively.⁶

5 Principle of the Procedure

The GeneXpert Dx System automates and integrates sample purification, nucleic acid amplification, and detection of the target sequence in whole blood using real-time PCR assays. The system consists of an instrument, personal computer, hand-held barcode scanner, and preloaded software for running tests and viewing the results. The system requires the use of single-use disposable cartridges that hold the PCR reagents and host the PCR process. Because the cartridges are self-contained, cross-contamination between samples is eliminated. For a full description of the system, see the *GeneXpert Dx System Operator Manual*.

The Xpert HemosIL Factor II & Factor V Assay includes reagents for the detection of Factor II and Factor V normal and mutant alleles from sodium citrate or EDTA anticoagulated whole blood. Each assay cartridge also contains a Probe Check Control (PCC) that verifies reagent rehydration, PCR tube filling in the cartridge, probe integrity, and dye stability.

The primers and probes in the Xpert HemosIL Factor II & Factor V Assay determine the genotype of the Factor II gene (at position 20210) and/or the Factor V gene (at position 1691).

6 Reagents and Instruments

Material Provided



The Xpert HemosIL Factor II & Factor V Assay kit contains sufficient reagents to process 10 specimen or quality control samples. The kit contains the following:

Xpert HemosIL Factor II & Factor V Assay Cartridges with Integrated Reaction Tubes

- Bead 1 and Bead 2 (freeze-dried)
- Reagent 1
- Reagent 2 (Guanidinium Chloride)

10

1 of each per cartridge

3.0 mL per cartridge

3.0 mL per cartridge

CD

1 per kit

- Assay Definition File (ADF)
- Instructions to import ADF into GeneXpert software
- Instructions for Use (Package Insert)

Note Safety Data Sheets (SDS) are available at www.cepheid.com or www.cepheidinternational.com under the **SUPPORT** tab.

Note The bovine serum albumin (BSA) in the beads within this product was produced and manufactured exclusively from bovine plasma sourced in the United States. No ruminant protein or other animal protein was fed to the animals; the animals passed ante- and post-mortem testing. During processing, there was no mixing of the material with other animal materials.

7 Storage and Handling



- Store the Xpert HemosIL Factor II & Factor V Assay cartridges at 2-28 °C.
- Do not use cartridges that have passed the expiration date.
- Do not open a cartridge until you are ready to perform testing.
- Use the cartridge within 30 minutes after opening the lid.

8 Materials Required but Not Provided

- GeneXpert Dx System (catalog number varies by configuration): GeneXpert instrument, computer, barcode scanner and *GeneXpert Dx System Operator Manual*.

Note The GeneXpert Dx System catalog number varies by configuration. Contact Cepheid for the desired configuration and corresponding catalog number.

- GeneXpert Dx Software version 4.0 or higher.
- Pipette to dispense 50 µL sodium citrate or EDTA anticoagulated blood with aerosol-resistant filter tips.
- HemosIL FII & FV DNA Control, P/N 0020003500.

9 Warnings and Precautions



- Treat all biological specimens, including used cartridges, as if capable of transmitting infectious agents. Because it is often impossible to know which might be infectious, all biological specimens should be treated with standard precautions. Guidelines for specimen handling are available from the U.S. Centers for Disease Control and Prevention⁷ and the Clinical and Laboratory Standards Institute⁸.
- Follow your institution's safety procedures for working with chemicals and handling biological samples.
- Use the cartridges before the expiration date indicated on the kit.
- Do not open the Xpert HemosIL Factor II & Factor V Assay cartridge lid except when adding sample.
- Do not use a cartridge that has been dropped or shaken after you have added the sample.
- Do not use a cartridge that has a damaged (e.g., bent or broken) reaction tube.




- Each single-use Xpert HemosIL Factor II & Factor V Assay cartridge is used to process one test. Do not reuse spent cartridges.
- Biological specimens, transfer devices, and used cartridges should be considered capable of transmitting infectious agents requiring standard precautions. Follow your institution's environmental waste procedures for proper disposal of used cartridges and unused reagents. These materials may exhibit characteristics of chemical hazardous waste requiring specific national or regional disposal procedures. If national or regional regulations do not provide clear direction on proper disposal, biological specimens and used cartridges should be disposed per WHO [World Health Organization] medical waste handling and disposal guidelines.



- Store the Xpert HemosIL Factor II & Factor V Assay kit at 2-28 °C.
- Do not open a cartridge lid until you are ready to perform testing.
- In the event the internal pressure rises in the cartridge above the pre-set manufacturer limit, the run will automatically abort and an **ERROR** result will be reported.

10 Chemical Hazards^{9, 10}

- UN GHS Hazard Pictogram: 
- Signal Word: WARNING
- **UN GHS Hazard Statements**
 - May be harmful if swallowed
 - Causes skin irritation
 - Causes serious eye irritation
- **UN GHS Precautionary Statements**
 - **Prevention**
 - Wash thoroughly after handling.
 - Wear protective gloves/protective clothing/eye protection/face protection
 - **Response**
 - IF ON SKIN: Wash with plenty of soap and water.
 - Specific treatment, see supplemental first aid information.
 - If skin irritation occurs: Get medical advice/attention.
 - Take off contaminated clothing and wash before reuse.
 - IF IN EYES: Rinse cautiously with water for several minutes. Remove contact lenses, if present and easy to do. Continue rinsing.
 - If eye irritation persists: Get medical advice/attention
 - Call a POISON CENTER or doctor/physician if you feel unwell.

11 Specimen Collection and Transport



- To obtain adequate specimen, follow the instructions in this section closely.
- Only trained, licensed professionals should draw blood in EDTA or sodium citrate anticoagulant tubes.
- Do not centrifuge or concentrate the blood sample by plasma removal.
- Blood should be processed within 24 hours when stored at room temperature (22-28 °C). Samples should be stored at 2-8 °C if stored longer than 24 hours. Blood is stable up to 15 days when stored at 2-8 °C. The blood samples may also be stored at -20 °C or -80 °C for up to 3 months. Use of a freezer-compatible storage vial is recommended.



Note Allow frozen blood to thaw completely at room temperature. It is not recommended to freeze/thaw blood more than one time.

- Mix sample by inverting 5 times prior to dispensing into the cartridge.

12 Procedure

Preparing the Cartridge

Important Start the test within 15 minutes of adding the sample to the cartridge.

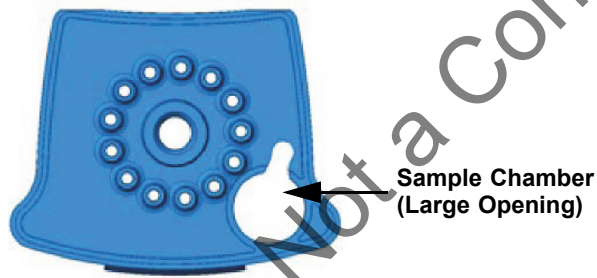


Figure 1. Xpert HemosIL Factor II & Factor V Assay Cartridge (Top View)

To add the sample into the cartridge:

- Remove the cartridge from the kit. It is not necessary to bring the cartridge to room temperature before use.
- Mix sample by inverting the tube multiple times, until homogeneous.
- Open the cartridge lid. Using a pipette with an aerosol resistant tip, transfer 50 µL of sodium citrate or EDTA anticoagulated blood to the bottom wall of the Sample Chamber of the Xpert HemosIL Factor II & Factor V Assay cartridge.
- Close the cartridge lid.

13 Starting the Test

Important Before you start the test, make sure the assay definition file for the Xpert HemosIL FII, Xpert HemosIL FV and Xpert HemosIL FII & FV Assay are imported into the software. This section lists the basic steps for running the test. For detailed instructions, see the *GeneXpert Dx System Operator Manual*.

Note The steps you follow can be different if the system administrator changed the default workflow of the system.

This section lists the basic steps to run the assay. For detailed instructions, see the *GeneXpert Dx System Operator Manual*.

- Turn on the GeneXpert Dx instrument and then turn on the computer. The GeneXpert software will launch automatically.
- Log on to the GeneXpert Dx System software using your user name and password.
- In the GeneXpert Dx System window, click **Create Test**. The **Create Test** window appears.
- Scan bar code on cartridge.
- In the **Sample ID** box, type the sample ID. Make sure you type the correct sample ID. Alternatively, scan the sample bar code. The sample ID is associated with the test results and is shown in the **View Results** window and all the reports.

Name	Version
Xpert HemosIL FV	1
Xpert HemosIL FII	1
Xpert HemosIL FII & FV Combo	1

Figure 2. Create Test Window

6. From the **Select Assay** drop-down menu, select the appropriate assay to be run.
7. Click **Start Test**. In the dialog box that appears, type your password.
8. Open the instrument module door with the blinking green light and load the cartridge.
9. Close the door. The test starts and the green light stops blinking. When the test is finished, the light turns off.
10. Wait until the system releases the door lock before opening the module door and removing the cartridge.
11. The used cartridges should be disposed in the appropriate specimen waste containers according to your institution's standard practices.

14 Viewing and Printing Results

This section lists the basic steps for viewing and printing results. For more detailed instructions on how to view and print the results, see the *GeneXpert Dx System Operator Manual*.

1. Click the View Results icon to view results.
2. Upon completion of the test, click the **Report** button of the View Results window to view and/or generate a PDF report file.

15 Quality Control

CONTROL

Each test includes a probe check (PCC).

Probe Check Control (PCC)-Before the start of the PCR reaction, the GeneXpert Dx System measures the fluorescence signal from the probes to monitor bead rehydration, reaction-tube filling, probe integrity and dye stability. Probe Check passes if it meets the assigned acceptance criteria.

External Controls - HemosIL FII & FV DNA Control P/N 0020003500 has been designed and validated for the External QC program of Xpert HemosIL FII & FV Assay.

Alternatively, Normal, heterozygous, or homozygous Factor II/Factor V whole blood samples (sodium citrate or EDTA anticoagulant) may also be used for training, proficiency testing, and external QC of the Xpert HemosIL Factor II & Factor V Assay. Cell-based material is required. Do not use extracted DNA. External controls may be used in accordance with local, state, and federal accrediting organizations, as applicable.

16 Interpretation of Results

The results are interpreted by the GeneXpert Dx System from measured fluorescent signals and embedded algorithms to identify genotypes, and are shown in the following View Results windows:

The result 'NORMAL' refers to wildtype (no mutation detected); the result 'HOMOZYGOUS' refers to 'homozygous mutant' (mutation detected in both alleles); the result 'HETEROZYGOUS' refers to 'heterozygous mutant' (mutation detected in one allele).

For Xpert HemosIL FII Results (Figure 3 through Figure 5).

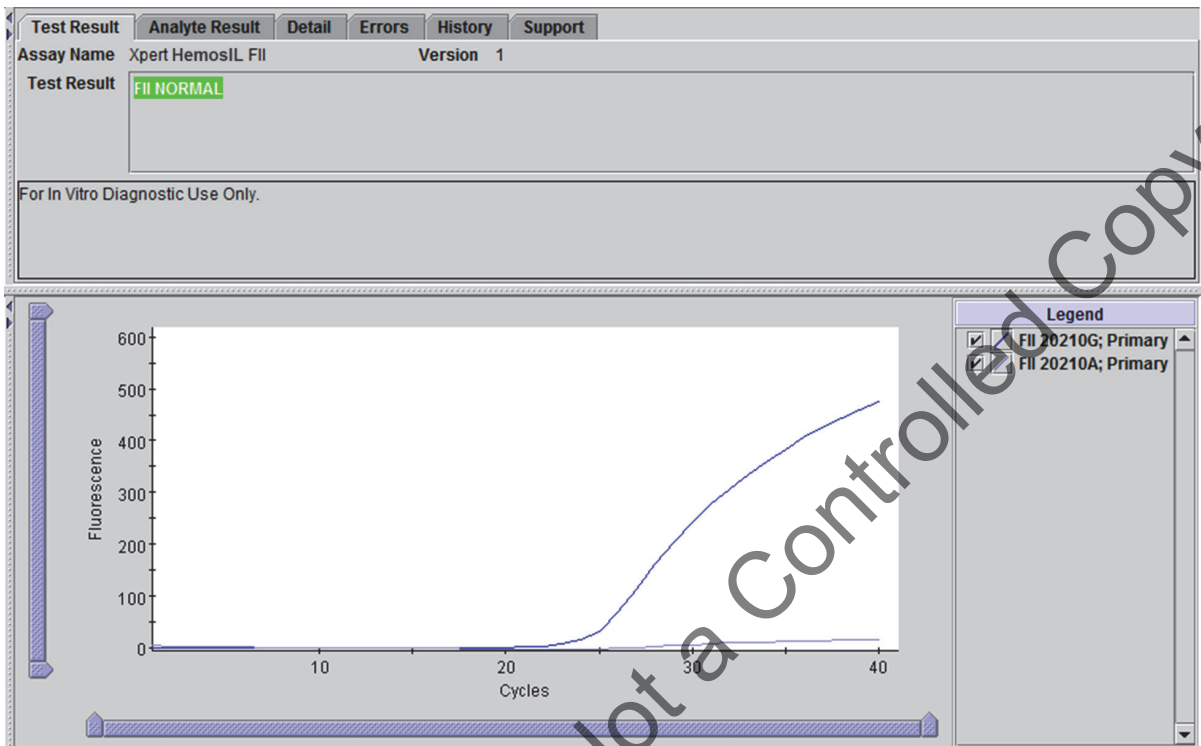


Figure 3. GeneXpert Dx System—View Results Window, Factor II Normal Result

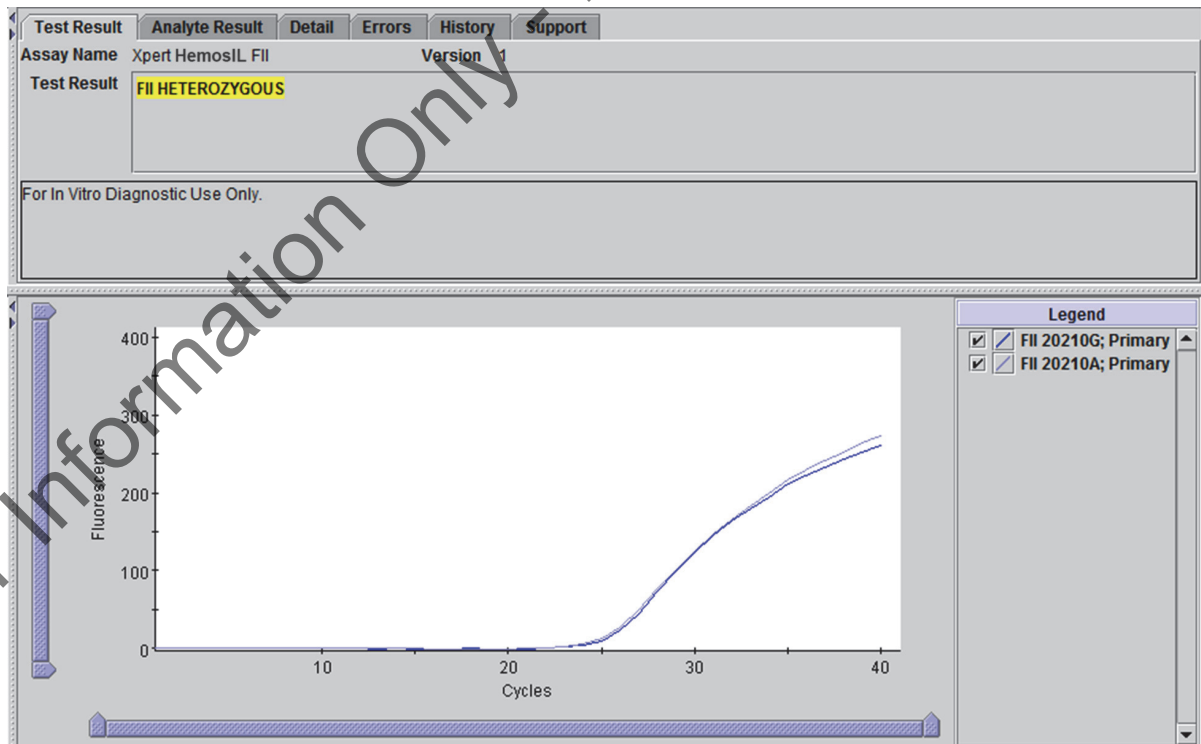


Figure 4. GeneXpert Dx System—View Results Window, Factor II Heterozygous Result

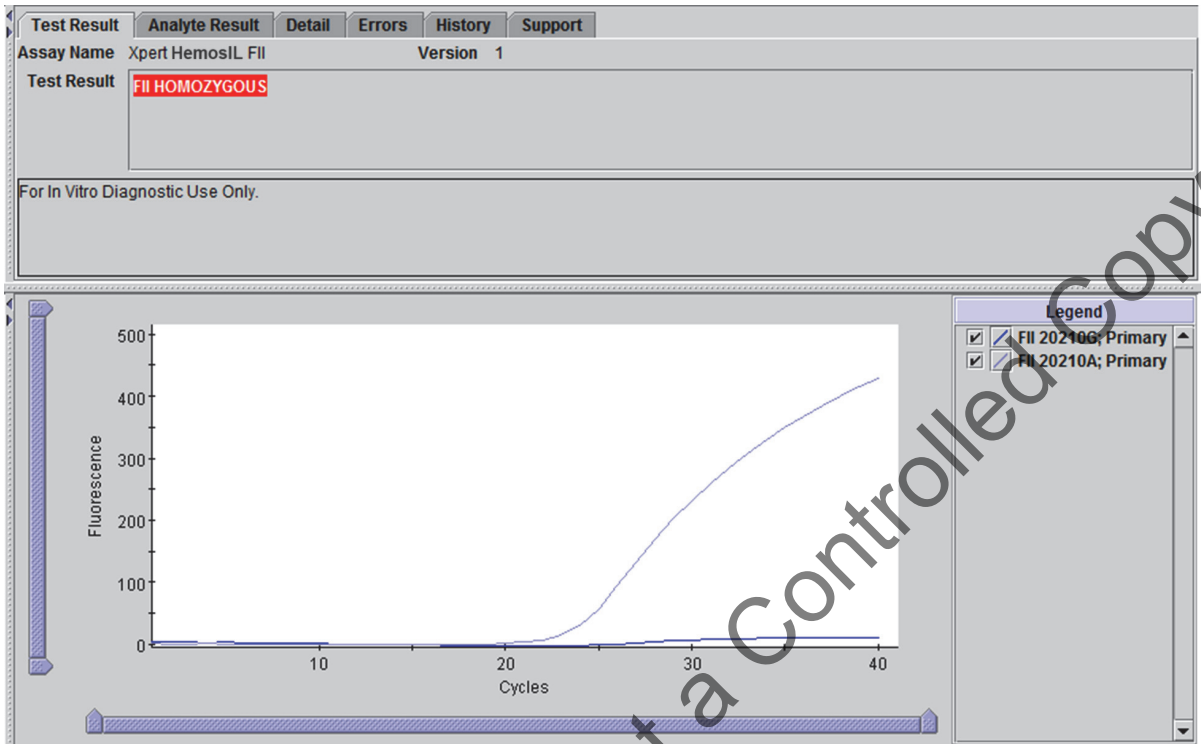


Figure 5. GeneXpert Dx System—View Results Window, Factor II Homozygous Result

For Xpert HemosIL FV Results when assay type FV is selected from the drop-down menu, see Figure 6 through Figure 8.

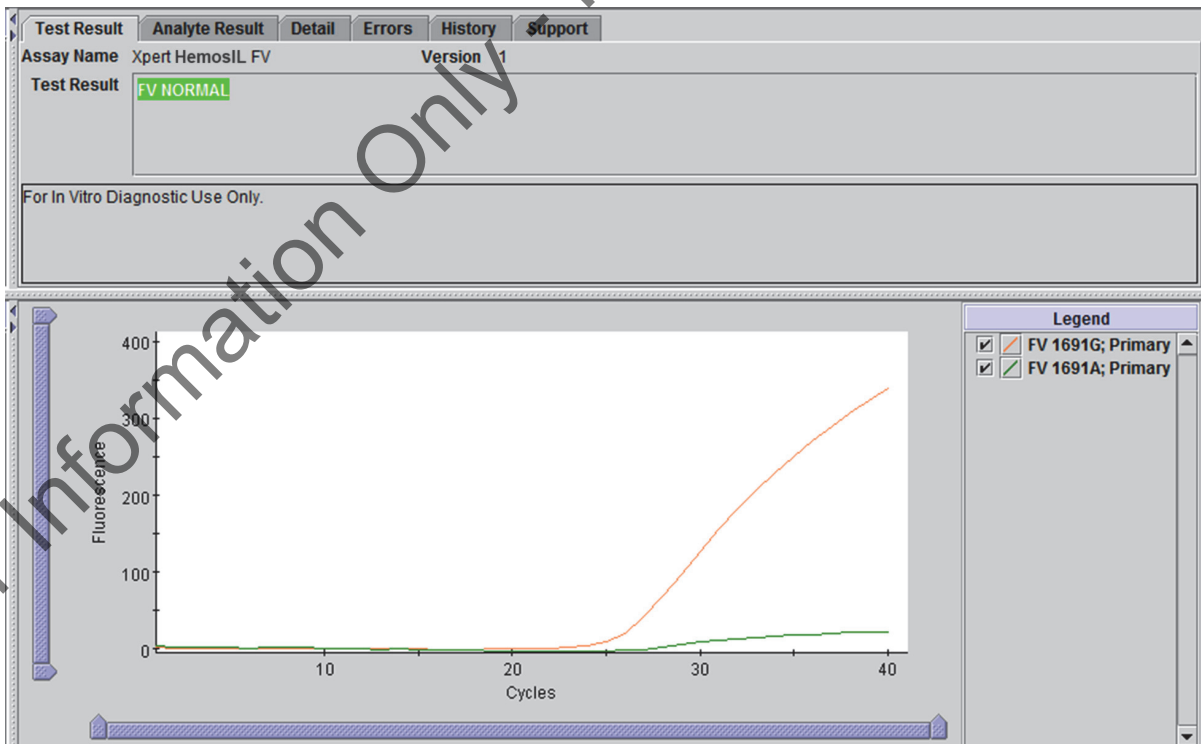


Figure 6. GeneXpert Dx System—View Results Window, Factor V Normal Result

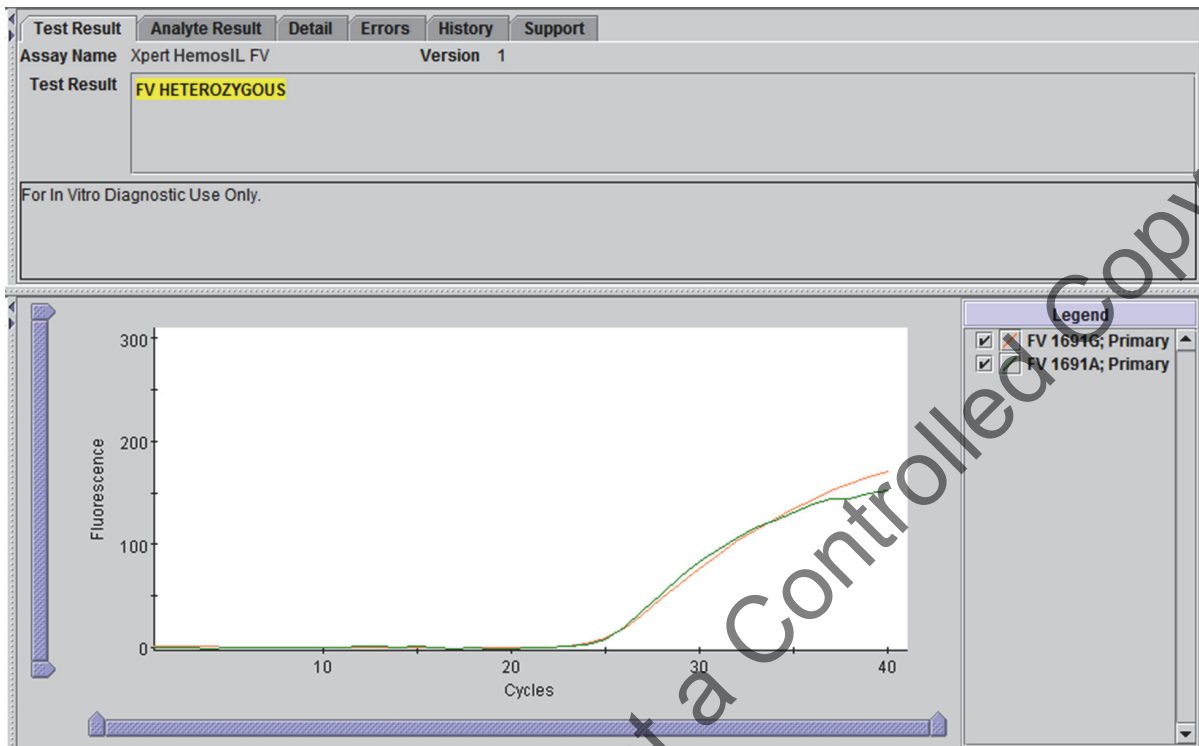


Figure 7. GeneXpert Dx System—View Results Window, Factor V Heterozygous Result

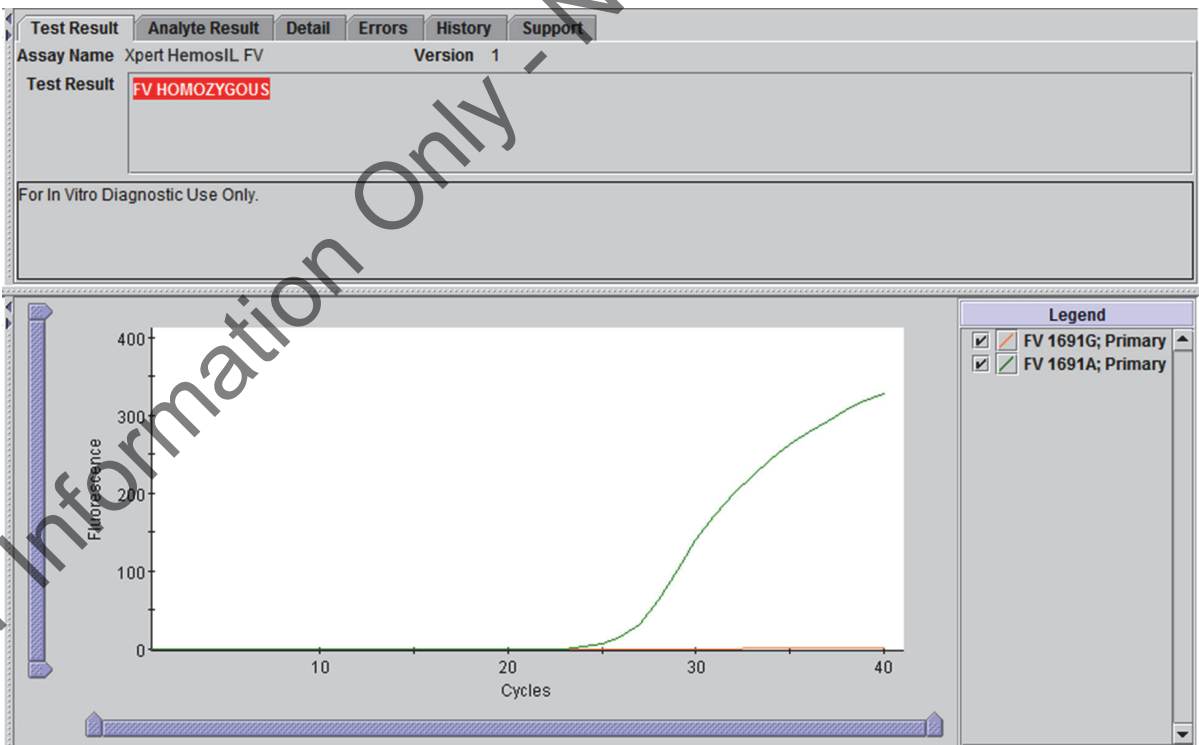


Figure 8. GeneXpert Dx System—View Results Window, Factor V Homozygous Result

For Xpert HemosIL FII and FV results when assay type FII & FV Combo is selected from the drop-down menu, see Figure 9 through Figure 11.

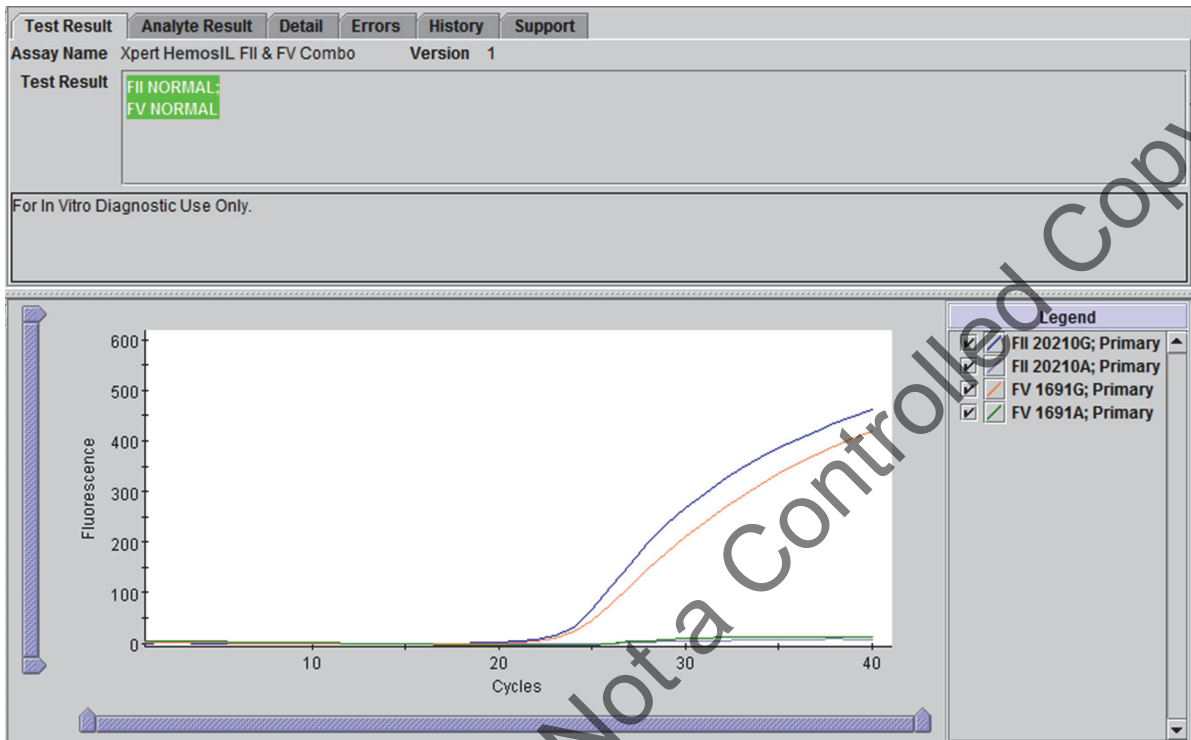


Figure 9. GeneXpert Dx System—View Results Window, Factor II & Factor V Normal Result

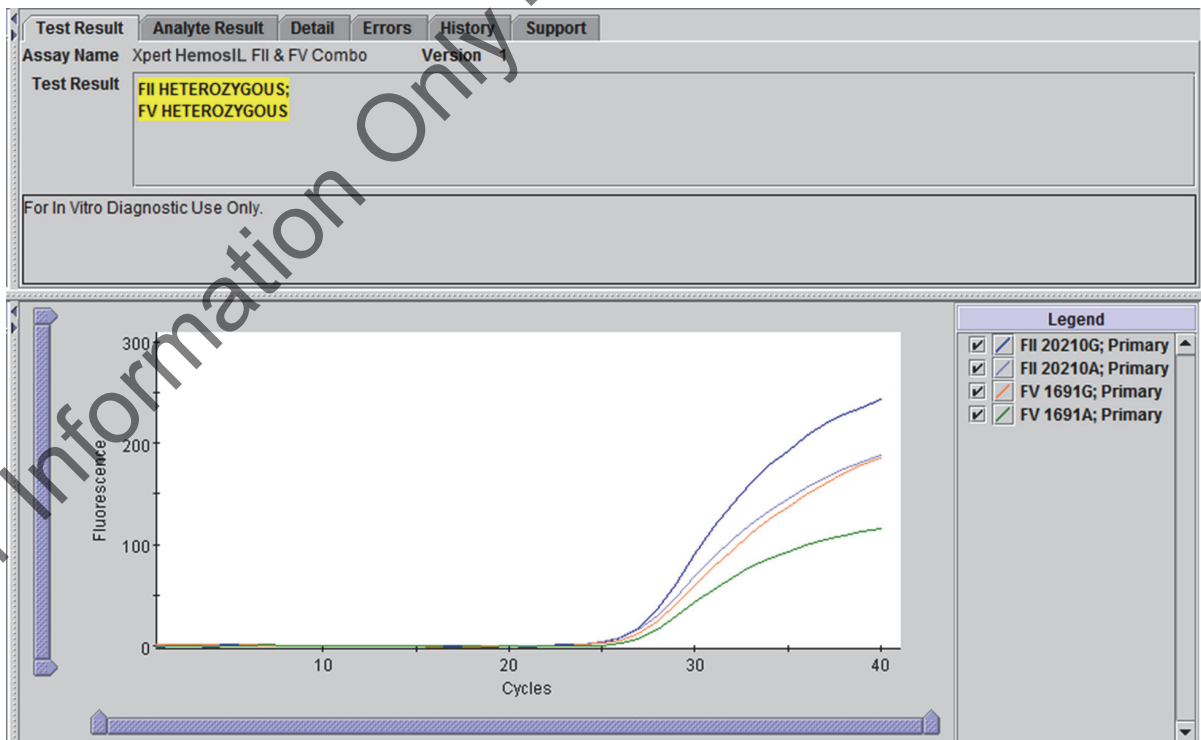


Figure 10. GeneXpert Dx System—View Results Window, Factor II & Factor V Heterozygous Result

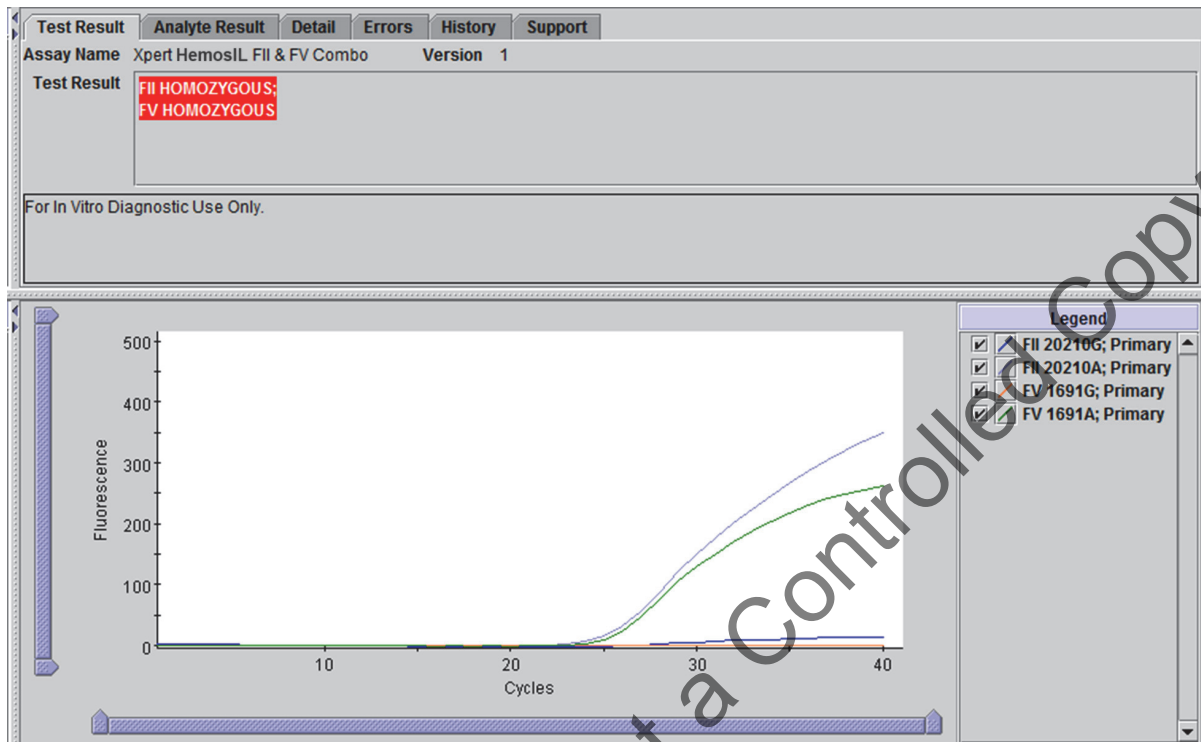


Figure 11. GeneXpert Dx System—View Results Window, Factor II & Factor V Homozygous Result

INVALID

Presence or absence of Factor II/Factor V normal and mutant alleles cannot be determined; repeat assay according to instructions below. The sample was not properly processed or PCR was inhibited.

- **INVALID**—Presence or absence of Factor II/Factor V normal and mutant alleles cannot be determined.
- Probe Check—PASS; all probe check results pass.

ERROR

Presence or absence of Factor II/Factor V normal and mutant alleles cannot be determined; repeat assay according to instructions below. The Probe Check control failed and the assay aborted possibly due to an improperly filled reaction tube, or a probe integrity problem was detected. Errors may also be caused by exceeding the maximum pressure limits or a system component failure.

- **ERROR**
 - Probe Check—FAIL*; one or more of the probe check results fail.
- *If the probe check passed, the error is caused by a system component failure.

NO RESULT

Presence or absence of Factor II/Factor V normal and mutant alleles cannot be determined; repeat assay according to instructions below. Insufficient data were collected to produce an assay result (for example, this can occur if the operator stopped a test that was in progress).

- **NO RESULT**
- Probe Check—NA (not applicable)

17 Reasons to Repeat the Assay

Repeat the assay using a new cartridge (do not re-use the cartridge) and a new aliquot of sodium citrate or EDTA anticoagulated whole blood:

- An **INVALID** result indicates that the sample was not properly processed or PCR was inhibited.
- An **ERROR** result indicates that the Probe Check control failed and the assay was aborted possibly due to an improperly filled reaction tube, or a reagent probe integrity problem was detected. Errors may also be caused by exceeding the maximum pressure limits or a system component failure.
- A **NO RESULT** indicates that insufficient data were collected. For example, the operator stopped a test that was in progress.

18 Limitations

- The performance of the Xpert HemosIL Factor II & Factor V Assay was validated using the procedures provided in this package insert only. Modifications to these procedures may alter the performance of the test. Results from the Xpert HemosIL Factor II & Factor V Assay should be interpreted in conjunction with other laboratory and clinical data available to the clinician.
- Rare Factor V mutations (A1696G, G1689A, and A1692C) and any additional SNPs in the probe binding region may interfere with the target detection and yield an **INVALID** result.
- Other rare Factor II mutations in the probe binding region may interfere with the target detection and could yield an **INVALID** result, or a false **HOMOZYGOUS** mutant result when occurring concordantly with the Factor II c.*97G>A (G20210A) mutation.
- The performance of the Xpert HemosIL Factor II & Factor V Assay has not been evaluated with samples from pediatric patients.
- Erroneous test results might occur from improper specimen collection, handling, or storage or sample mix-up. Careful compliance to the instructions in this package is necessary to avoid erroneous results.

19 Interfering Substances

Patients on heparin therapy and blood transfusion patients may have blood specimens that potentially interfere with the PCR results and lead to invalid or erroneous results.

Studies of potentially interfering substances showed no inhibition from up to 14.3 USP units/mL heparin, 16 mg/dL bilirubin, 250 mg/dL added cholesterol, or 1932 mg/dL total triglycerides (lipids). No inhibition was observed using whole blood samples which had gone through one freeze-thaw cycle (hemolyzed blood). No statistical significance was observed between matched specimens drawn into EDTA or sodium citrate.

20 Expected Values

Factor II (G20210A) and Factor V Leiden (G1691A) mutations are present in 2% and 5% of the general population, respectively⁶.

21 Performance Characteristics

21.1 Clinical Performance

Performance characteristics of the Xpert HemosIL Factor II & Factor V Assay were determined in a multi-site investigational study at seven institutions by comparing the Xpert HemosIL Factor II & Factor V Assay with bi-directional sequencing.

Specimens included those whose routine care called for collection of whole blood for Factor II and/or Factor V testing. Samples were first tested by routine methods used in each participating laboratory and then aliquots collected for study testing by the Xpert HemosIL Factor II & Factor V Assay on the GeneXpert. Excess DNA was sent to a contract laboratory for bi-directional sequencing.

Performance of the Xpert HemosIL Factor II & Factor V Assay was calculated relative to bi-directional sequencing results.

21.2 Overall Results

Xpert HemosIL Factor II & Factor V Assay

A total of 1018 samples were tested for Factor II by both the Xpert HemosIL Factor II & Factor V Assay and bi-directional sequencing. A total of 1014 samples were tested for Factor V by both the Xpert HemosIL Factor II & Factor V Assay and bi-directional sequencing. To supplement the homozygous sample size, six human genomic DNA samples homozygous for Factor II and five homozygous for Factor V were also tested by the Xpert HemosIL Factor II & Factor V Assay and bi-directional sequencing. The results are presented in Table 1.

The Xpert HemosIL Factor II & Factor V Assay demonstrated a 99.3% overall accuracy relative to bi-directional sequencing for both Factor II and Factor V.

Table 1. Xpert HemosIL Performance vs. Bi-directional Sequencing

Genotype	Number Tested	Number of Correct Calls on First Run	Number of Invalid ^a Calls on First Run	Agreement on First Run	Number of Correct Calls Including Repeat Run	Number of Invalid ^a Calls on Repeat Run	Agreement After Repeat Run
Factor II G20210A							
WT ^d	968	927	41	95.8%	963	5	99.5%
HET	50	48	2	96.0%	48	2	96.0%
HOM	7	7	0	100.0%	7	0	100%
Overall	1025 ^b	982	43	95.8%	1018	7	99.3%
Factor V G1691A							
WT	895	860	35	96.1%	889	6	99.3%
HET	114	108	6	94.7%	113	1	99.1%
HOM	12	11	1	91.7%	12	0	100.0%
Overall	1021 ^c	979	42	95.9%	1014	7	99.3%

- a. No discordant results. Invalid results refer to "indeterminate" results
- b. Bi-directional sequencing results for Factor II were not available for 4 specimens
- c. Bi-directional sequencing results for Factor V were not available for 8 specimens
- d. WT (wildtype) is normal

Analytical Specificity

To evaluate the analytical specificity of the Xpert HemosIL Factor II & Factor V Assay, normal gene sequences containing silent single nucleotide polymorphisms (SNPs) in the probe binding region as well as outside the probe binding region were synthesized. The presence of the additional SNP in the probe binding region, in most cases, resulted in an invalid result. When a valid result was obtained, it gave the correct genotype.

The presence of an additional SNP outside the probe binding region resulted in the correct genotyping call.

Analytical Sensitivity

Studies were performed to determine the minimum and maximum amount of input patient specimen for both EDTA and sodium citrate anticoagulated whole blood needed to obtain a correct genotype, such that the lower bound of the 95% confidence interval for the estimated "correct call" fraction is greater than 95%.

EDTA and sodium citrate anticoagulated blood samples were tested (n=20) at 8 volumes varying from 5 µL to 250 µL.

Although the assay can tolerate varying volumes from 15 µL - 100 µL, 50 µL is the recommended sample volume to minimize the risk of errors associated with limited and excess sample.

Reproducibility

A panel of 5 specimens, consisting of one of each specimen type listed below, was tested in duplicate by two different operators on 5 different days at each of three sites (5 specimens x 2 times/day x 2 operators per site x 5 days x 3 sites). One lot of Xpert HemosIL Factor II & Factor V Assay kit was used at each of the 3 testing sites. Xpert HemosIL Factor II & Factor V assays were performed according to the Xpert HemosIL Factor II & Factor V procedure. Results are summarized in Table 2 through Table 5.

Study panel:

1. a sample with normal (wildtype) alleles for both Factor II & Factor V;
2. a sample heterozygous for Factor II mutation (i.e., one mutant and one wildtype allele for Factor II gene) and with normal (wildtype) alleles for Factor V;
3. a sample homozygous for Factor II mutation (i.e., two mutant alleles for Factor II gene) and with normal (wildtype) alleles for Factor V;
4. a sample with normal (wildtype) alleles for Factor II and homozygous for Factor V mutation (i.e., two mutant alleles for Factor V gene);
5. a sample with normal (wildtype) alleles for Factor II and heterozygous for Factor V mutation (i.e., one mutant and one wildtype allele for Factor V gene).

A summary of the results by site is shown in Table 2 and Table 3. There was no statistically significant difference in results among sites for either Factor II ($p=1.000$) or Factor V ($p=1.000$).

Table 2. Summary of Reproducibility Results by Site - Factor II

Specimen ID	Site 1	Site 2	Site 3	% Total Agreement by Sample
NOR	100% (20/20)	100% (20/20)	100% (20/20)	100% (60/60)
Factor II HET/Factor V NOR	100% (20/20)	100% (20/20)	100% (20/20)	100% (60/60)
Factor II HOM/Factor V NOR	100% (20/20)	100% (20/20)	100% (20/20)	100% (60/60)
Factor II NOR/Factor V HOM	100% (20/20)	100% (20/20)	100% (20/20)	100% (60/60)
Factor II NOR/Factor V HET	100% (20/20)	100% (20/20)	95.0% (19/20) ^a	98.3% (59/60) ^a
% Total Agreement by Site	100% (60/60)	100% (60/60)	98.3% (59/60) ^a	99.7% (299/300) ^a

a. No discordant results. One sample was indeterminate after retest

Table 3. Summary of Reproducibility Results by Site - Factor V

Specimen ID	Site 1	Site 2	Site 3	% Total Agreement by Sample
NOR	100% (20/20)	100% (20/20)	100% (20/20)	100% (60/60)
Factor II HET/Factor V NOR	100% (20/20)	100% (20/20)	100% (20/20)	100% (60/60)
Factor II HOM/Factor V NOR	100% (20/20)	100% (20/20)	100% (20/20)	100% (60/60)
Factor II NOR/Factor V HOM	100% (20/20)	100% (20/20)	100% (20/20)	100% (60/60)
Factor II NOR/Factor V HET	100% (20/20)	100% (20/20)	95.0% (19/20) ^a	98.3% (59/60) ^a
% Total Agreement by Site	100% (60/60)	100% (60/60)	98.3% (59/60) ^a	99.7% (299/300) ^a

a. No discordant results. One sample was indeterminate after retest

A summary of the results by operator is shown in Table 4 and Table 5. There was no statistically significant difference in results among sites for either Factor II (p=1.000) or Factor V (p=1.000).

Table 4. Summary of Reproducibility Results by Operator - Factor II

Specimen ID	Site 1		Site 2		Site 3		% Total Agreement by Sample
	Op 1	Op 2	Op 1	Op 2	Op 1	Op 2	
NOR	100% (10/10)	100% (10/10)	100% (10/10)	100% (10/10)	100% (10/10)	100% (10/10)	100% (60/60)
Factor II HET/Factor V NOR	100% (10/10)	100% (10/10)	100% (10/10)	100% (10/10)	100% (10/10)	100% (10/10)	100% (60/60)
Factor II HOM/Factor V NOR	100% (10/10)	100% (10/10)	100% (10/10)	100% (10/10)	100% (10/10)	100% (10/10)	100% (60/60)
Factor II NOR/Factor V HOM	100% (10/10)	100% (10/10)	100% (10/10)	100% (10/10)	100% (10/10)	100% (10/10)	100% (60/60)
Factor II NOR/Factor V HET	100% (10/10)	100% (10/10)	100% (10/10)	100% (10/10)	100% (10/10)	90.0% (9/10) ^a	98.3% (59/60) ^a
% Total Agreement by Operator	100% (50/50)	100% (50/50)	100% (50/50)	100% (50/50)	100% (50/50)	98.0% (49/50) ^a	99.7% (299/300) ^a

a. No discordant results. One sample was indeterminate after retest

Table 5. Summary of Reproducibility Results by Operator - Factor V

Specimen ID	Site 1		Site 2		Site 3		% Total Agreement by Sample
	Op 1	Op 2	Op 1	Op 2	Op 1	Op 2	
NOR	100% (10/10)	100% (10/10)	100% (10/10)	100% (10/10)	100% (10/10)	100% (10/10)	100% (60/60)
Factor II HET/Factor V NOR	100% (10/10)	100% (10/10)	100% (10/10)	100% (10/10)	100% (10/10)	100% (10/10)	100% (60/60)
Factor II HOM/Factor V NOR	100% (10/10)	100% (10/10)	100% (10/10)	100% (10/10)	100% (10/10)	100% (10/10)	100% (60/60)
Factor II NOR/Factor V HOM	100% (10/10)	100% (10/10)	100% (10/10)	100% (10/10)	100% (10/10)	100% (10/10)	100% (60/60)
Factor II NOR/Factor V HET	100% (10/10)	100% (10/10)	100% (10/10)	100% (10/10)	100% (10/10)	90.0% (9/10) ^a	98.3% (59/60) ^a
% Total Agreement by Operator	100% (50/50)	100% (50/50)	100% (50/50)	100% (50/50)	100% (50/50)	98.0% (49/50) ^a	99.7% (299/300) ^a

a. No discordant results. One sample was indeterminate after retest

To assess the between lot reproducibility, the 5-specimen panel described above was analyzed two times per day over 5 testing days using each of three assay lots at a single testing site (5 specimens x 2 runs per day x 3 lots x 5 days). A summary of the results by lot is shown in Table 6 and Table 7. There was no statistically significant difference in results between lots for either Factor II (p=1.000) or Factor V (p=1.000).

Table 6. Summary of Reproducibility Results by Lot - Factor II

Specimen ID	Lot 1	Lot 2	Lot 3	% Total Agreement by Sample
NOR	100% (10/10)	100% (10/10)	100% (10/10)	100% (30/30)
Factor II HET/Factor V NOR	100% (10/10)	100% (10/10)	100% (10/10)	100% (30/30)
Factor II HOM/Factor V NOR	100% (10/10)	100% (10/10)	100% (10/10)	100% (30/30)
Factor II NOR/Factor V HOM	100% (10/10)	100% (10/10)	100% (10/10)	100% (30/30)
Factor II NOR/Factor V HET	100% (10/10)	100% (10/10)	100% (10/10)	100% (30/30)
% Total Agreement by Lot	100% (50/50)	100% (50/50)	100% (50/50)	100% (150/150)

Table 7. Summary of Reproducibility Results by Lot - Factor V

Specimen ID	Lot 1	Lot 2	Lot 3	% Total Agreement by Sample
NOR	100% (10/10)	100% (10/10)	100% (10/10)	100% (30/30)
Factor II HET/Factor V NOR	100% (10/10)	100% (10/10)	100% (10/10)	100% (30/30)
Factor II HOM/Factor V NOR	100% (10/10)	100% (10/10)	100% (10/10)	100% (30/30)
Factor II NOR/Factor V HOM	100% (10/10)	100% (10/10)	100% (10/10)	100% (30/30)
Factor II NOR/Factor V HET	100% (10/10)	100% (10/10)	100% (10/10)	100% (30/30)
% Total Agreement by Lot	100% (50/50)	100% (50/50)	100% (50/50)	100% (150/150)

22 References

1. Thrombophilia as a multigenic disease. B. Zoeller, P.G. de Frutos, A. Hillarp, B. Dahlback. *Haematologica* 1999; 84:59–70.
2. Screening for inherited thrombophilia: indications and therapeutic implications. V. De Stefano, E. Rossi, K. Paciaroni, G. Leone. *Haematologica* 2002; 87:1095 – 1108.
3. Laboratory investigation of thrombophilia. A Tripodi and P.M. Mannucci. *Clinical Chemistry* 2001; 47:1597–1606.
4. Zhang et al. Venous thromboembolism laboratory testing (factor V Leiden and factor II c.*97G>A), 2018 update: a technical standard of the American College of Medical Genetics and Genomics (ACMG). *Genetics in Medicine* (2018) 20:1489–1498
5. Montagnana M, Lippi G, Danese E. An Overview of Thrombophilia and Associated Laboratory Testing. *Methods Mol Biol.* 2017;1646:113-135
6. Grody WW, Griffin JH, Taylor AK, *et al.* American college of medical genetic consensus statement on factor V leiden mutation testing. *Genetics in Medicine.* 2001; 3(2):139–148.
7. Centers for Disease Control and Prevention. Biosafety in Microbiological and Biomedical Laboratories. 5th Edition HHS Publication No. (CDC) 21-1112 Revised December 2009 <https://www.cdc.gov/labs/BMBL.html>.
8. Clinical and Laboratory Standards Institute document M29-A4—Protection of Laboratory Workers From Occupationally Acquired Infections; Approved Guideline 4th Edition. 2014
9. REGULATION (EC) No 1272/2008 OF THE EUROPEAN PARLIAMENT AND OF THE COUNCIL of 16 December 2008 on the classification labeling and packaging of substances and mixtures amending and repealing, List of Precautionary Statements, Directives 67/548/EEC and 1999/45/EC (amending Regulation (EC) No 1907/2007).
10. Occupational Safety and Health Standards, Hazard Communication, Toxic and Hazard Substances (March 26, 2012) (29 C.F.R., pt. 1910, subpt. Z).

23 Cepheid Headquarters Locations

Corporate Headquarters

Cepheid
904 Caribbean Drive
Sunnyvale, CA 94089
United States
Telephone: + 1 408 541 4191
Fax: + 1 408 541 4192
www.cepheid.com

European Headquarters

Cepheid Europe SAS
Vira Solelh
81470 Maurens-Scopont
France
Telephone: + 33 563 825 300
Fax: + 33 563 825 301
www.cepheidinternational.com

24 Technical Assistance

Before contacting Cepheid Technical Support, collect the following information:

- Product name
- Lot number
- Serial number of the instrument
- Error messages (if any)
- Software version and, if applicable, Computer Service Tag number

















Contact Information

United States
Telephone: + 1 888 838 3222
Email: techsupport@cepheid.com

France
Telephone: + 33 563 825 319
Email: support@cepheideurope.com

Contact information for all Cepheid Technical Support offices is available on our website:
www.cepheid.com/en/CustomerSupport.

25 Table of Symbols

Symbol	Meaning
	Catalog number
	<i>In vitro</i> diagnostic medical device
	Do not reuse
	Batch code
	Consult instructions for use
	Caution
	Manufacturer
	Country of manufacture
	Contains sufficient for <n> tests
	Control
	Expiration date
	CE marking – European Conformity
	Authorized Representative in the European Community
	Temperature limitation
	Biological risks
	Warning



Cepheid
 904 Caribbean Drive
 Sunnyvale, CA 94089
 USA
 Phone: + 1 408 541 4191
 Fax: + 1 408 541 4192

Distributed exclusively by

 Instrumentation
 Laboratory



Cepheid Europe SAS
 Vira Solelh
 81470 Maurens-Scopont
 France
 Phone: + 33 563 825 300
 Fax: + 33 563 825 301